




## Passive harmonic filter with excellent attenuation of current harmonic distortion and overvoltage spikes

Datasheet 3/2017

### APPROVALS:




**FINHRM5. (010 - 160).M**

### FEATURES

- Rated current from 10 to 800A
- Current THD <5%
- Improves flicker and power factor

### BENEFITS

- Breaker available upon request
- Finger safe protection upon request
- Enclosure available upon request



**FINHRM5.(210 - 800).B**

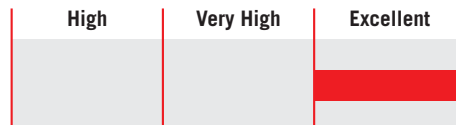
### MARKETS

- Variable frequency drives
- Pumps
- HVAC system
- Industrial equipment
- UPS

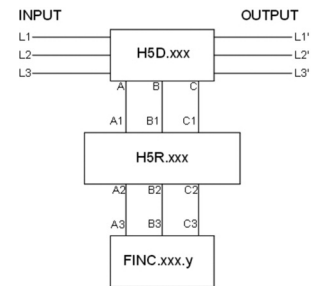
### ORDERING CODE

FINHRM5	.007	.M	-60	.HV
Model	Current (A)	Connection	Frequency	690 Vac
		M = Terminal block	Only for 60Hz application	
		V= Screw		
		BC= Bus bar		

### ATTENUATION INDICATOR



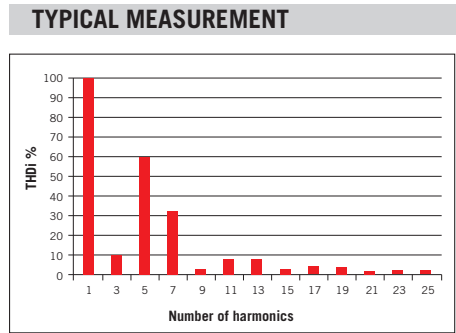
### ELECTRIC DIAGRAM



### TECHNICAL SPECIFICATIONS

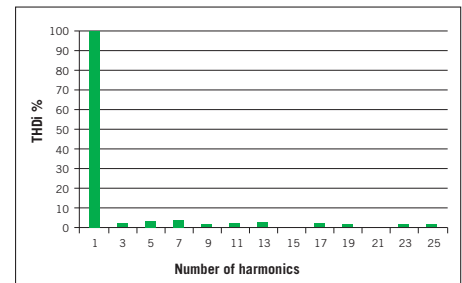
Nominal voltage	230 / 400 / 480 / 690 Vac
Frequency	50 – 60 Hz
Rated current	10 to 800A
Potential test voltage phase to phase	2400 Vdc (2 sec.)
Potential test voltage phase to ground	3200 Vdc (2 sec.)
IP Protection	IP20 up to 160 A, IP00 over
Overload capability	4 x Rated current (Switch ON) 2 x In 10 seconds 1.5 In for 10 minutes
Climatic class	-40 / +85° C
MTBF at 40°C	250.000 Hrs

ELECTRICAL CHARACTERISTICS						CONNECTIONS				
FINHRM5	Rated Current 50° C	Rated Power (KW)		Power Loss (W)		LINE			PE	
		400 Vac	480 Vac	400 Vac	480 Vac	Solid Cable (mm <sup>2</sup> )	Stranded Cable (mm <sup>2</sup> )	Terminal Torque (mm <sup>2</sup> )	d (mm)	Torque (Nm)
.010.M	10	4	5.5	55	80	0.2-10	0.2-6	1.2	M10	6
.016.M	16	7.5	11	105	160	0.2-10	0.2-6	1.2	M10	6
.032.M	32	15	18.5	210	275	0.2-10	0.2-6	1.2	M10	6
.045.M	45	22	30	273	370	0.5-10	0.5-10	1.8	M10	6
.080.M	80	40	48	398	475	0.5-10	0.5-10	1.8	M10	6
.120.M	120	60	72	492	672	6-35	4-25	4.5	M10	6
.160.M	160	80	96	590	710	10-50	10-50	4.0	M10	6



Typical measurement without FINHRM5

FINHRM5	Rated Current 50° C	Rated Power (KW)		Power Loss (W)		LINE		PE	
		400 Vac	480 Vac	400 Vac	480 Vac	I (mm)	Torque (Nm)	(mm)	Torque (Nm)
.210.B	210	105	126	610	750	M12	20	M10	18
.260.B	260	130	160	780	940	M12	20	M10	18
.320.B	320	160	200	940	1150	M8	14	M10	18
.400.B	400	200	241	980	1200	M8	14	M10	18
.460.B	460	230	277	1280	1410	M8	14	M10	18
.600.B	600	280	360	1480	1750	M8	14	M10	18
.750.B	750	360	440	1690	1920	M8	14	M10	18
.800.B	800	380	460	1730	1970	M12	25	M10	18



Typical measurement with FINHRM5

**MECHANICAL DIMENSIONS mm**

FINHRM5.010.M	A	B	C	D	E	F	G	H	Weight Kg.	Case
H5D.010.M	240	200	130	100	210	-	258	8	16.2	1
H5R.010.M	180	150	120	90	160	-	208	8	9.2	1
FINC.010.M *	260	100	135	120	210	104	5	-	2	1

FINHRM5.016.M	A	B	C	D	E	F	G	H	Weight Kg.	Case
H5D.016.M	240	200	130	95	210	-	275	8	28	2
H5R.016.M	180	150	120	90	156	-	205	8	16	2
FINC.016.M *	260	100	135	120	210	104	5	6	4	2

FINHRM5.032.M	A	B	C	D	E	F	G	H	Weight Kg.	Case
H5D.032.M	300	250	150	110	260	180	334	8	31	3
H5R.032.M	240	200	130	100	210	160	270	8	19	3
FINC.032.M *	300	120	135	120	320	104	5	-	6	3

FINHRM5.045.M	A	B	C	D	E	F	G	H	Weight Kg.	Case
H5D.045.M	300	250	150	110	260	180	334	8	44	4
H5R.045.M	240	200	130	100	210	160	270	8	31	4
FINC.045.M *	300	120	135	120	320	104	5	-	7	4

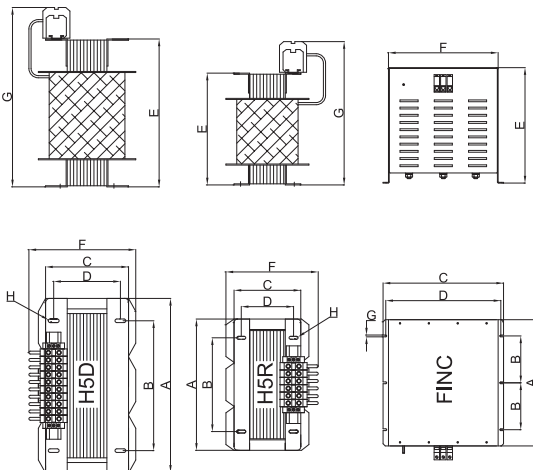
FINHRM5.080.M	A	B	C	D	E	F	G	H	Weight Kg.	Case
H5D.080.M	360	260	185	145	310	220	397	8	65	5
H5R.080.M	360	260	155	115	310	190	397	8	46	5
FINC.080.M *	350	130	135	120	380	104	5	-	8	5

FINHRM5.120.M	A	B	C	D	E	F	G	H	Weight Kg.	Case
H5D.120.M	480	360	230	185	410	320	505	10	120	6
H5R.120.M	360	260	185	145	310	270	410	8	68	6
FINC.120.M *	350	130	334	319	320	304	5	-	15	6

FINHRM5.160.M	A	B	C	D	E	F	G	H	Weight Kg.	Case
H5D.160.M	480	360	230	185	410	270	505	10	123	7
H5R.160.M	480	360	200	155	410	240	505	10	87	7
FINC.160.M *	350	130	234	219	380	204	5	-	16	7

\* 60Hz option available, FINC.xxx.M-60

**CASE 1, 2, 3, 4, 5, 6, 7**



### MECHANICAL DIMENSIONS mm

FINHRM5.210.B	A	B	C	D	E	F	G	H	I	Weight Kg.	Case
H5D.210.B	480	360	260	215	420	310	50x5	10	12	154	8
H5R.210.B	480	360	230	185	420	280	30x7	10	12	119	8
FINC.210.M *	350	130	334	319	380	5	9	16	-	18	8

FINHRM5.260.B	A	B	C	D	E	F	G	H	I	Weight Kg.	Case
H5D.260.B	480	360	280	230	420	340	50x5	10	12	172	9
H5R.260.B	480	360	230	185	420	300	50x5	10	12	122	9
FINC.260.M *	670	630	300	254	382	29	9	16	-	30	9

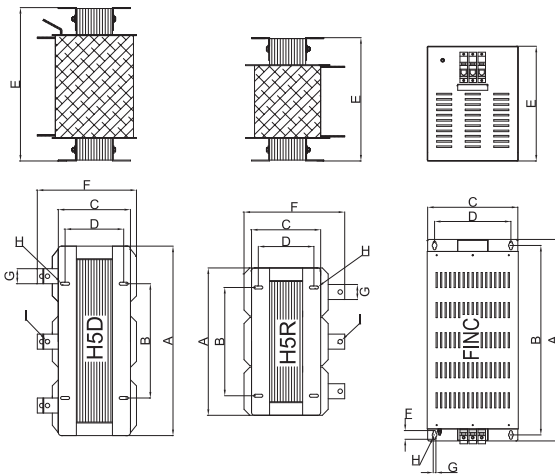
FINHRM5.320.B	A	B	C	D	E	F	G	H	I	Weight Kg.	Case
H5D.320.B	600	380	230	185	520	330	50x5	10	15	195	10
H5R.320.B	480	360	240	195	420	280	50x5	10	15	130	10
FINC.320.M *	670	630	300	254	382	29	9	16	-	33	10

FINHRM5.400.B	A	B	C	D	E	F	G	H	I	Weight Kg.	Case
H5D.400.B	600	380	260	220	520	360	60x5	10	15	256	11
H5R.400.B	480	360	260	210	420	320	50x5	10	15	158	11
FINC.400.M *	670	630	300	254	382	29	9	16	-	35	11

\* 60Hz option available, FINC.xxx.M-60

### CASE 8, 9, 10, 11



**MECHANICAL DIMENSIONS mm**

FINHRM5.480.B	A	B	C	D	E	F	G	H	I	J	Weight Kg.	Case
H5D.480.B	600	380	280	230	520	330	60x5	10	15	-	285	12
H5R.480.B	480	360	280	230	420	360	60x5	10	15	-	178	12
FINC.480.B*	800	760	300	254	382	29	9	16	9	25x10	40	12

FINHRM5.600.B	A	B	C	D	E	F	G	H	I	J	Weight Kg.	Case
H5D.600.B	660	540	275	230	610	320	60x5	10	15	-	315	13
H5R.600.B	620	380	255	210	510	300	60x5	10	15	-	240	13
FINC.600.B*	800	760	300	254	382	29	9	16	9	25x10	45	13

FINHRM5.750.B	A	B	C	D	E	F	G	H	I	J	Weight Kg.	Case
H5D.750.B	660	540	320	240	650	350	50x10	12	-	-	400	14
H5R.750.B	540	420	300	230	670	330	60x5	12	-	-	250	14
FINC.750.B*	750	710	585	540	382	29	9	16	11	30x15	47	14

FINHRM5.800.B	A	B	C	D	E	F	G	H	I	J	Weight Kg.	Case
H5D.800.B	660	540	320	240	700	420	50x10	10	12	-	410	15
H5R.800.B	660	420	300	230	480	360	60x5	10	12	-	260	15
FINC.800.B*	750	710	585	540	382	29	9	16	11	30x15	48	15

\* 60Hz option available, FINC.xxx.M-60

**CASE 12, 13, 14, 15**

