



Differential mode choke with very high attenuation to reduce dV/dt

Datasheet 3/2017



FIN950U.(008 - 300).M

Models available with current ratings up to 3000A

APPROVALS:



FEATURES

- Rated current from 8 to 300A
- Increases motor life
- Protects against voltage spikes to the motor

BENEFITS

- Terminal blocks up to 200A
- Low power loss
- Available in open frame or enclosure


MARKETS

- Motors controlled by drives
- Pumps
- Conveyers

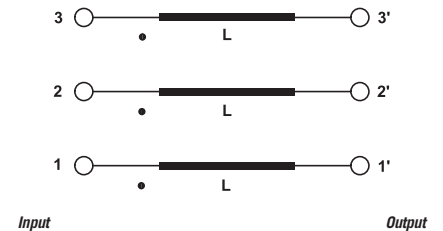
ORDERING CODE

FIN 950U .008 .M
 Model Current (A) Connection
 M = Terminal block

ATTENUATION INDICATOR



ELECTRIC DIAGRAM



TECHNICAL SPECIFICATIONS

Nominal voltage	0 / 600 Vac
Output frequency	0 - 100 Hz
Rated current	8 to 300A
Insulation class	H
IP Protection	IP20 up to 200A IP00 over 200A
Overload capability	4 x Rated current (Switch ON) 2 x In 10 seconds 1.5 In for 10 minutes
Climatic class	-40 / +85° C
MTBF at 40°C	250.000 Hrs

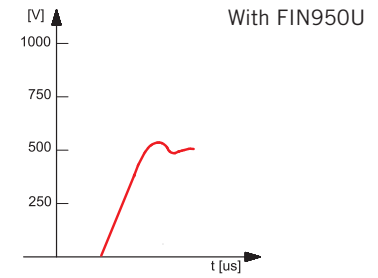
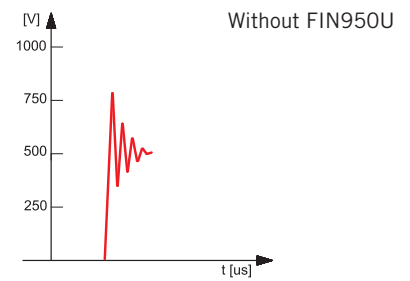
ELECTRICAL CHARACTERISTICS

FIN950U	Rated Current 40°C	Rated Current 50°C	Power Loss (W)
.008.M20	8	6	23
.012.M12	12	10	30
.024.M070	24	21	36
.050.M038	50	45	61
.090.M019	90	81	73
.150.M013	150	135	120
.200.M0080	200	180	150
.300.M0053	300	260	225

CONNECTIONS

LINE			PE
Solid Cable (mm ²)	Stranded Cable (mm ²)	Terminal Block Torque (Nm)	Torque (Nm)
0.2 - 10	0.2 - 6	1.2	1.2
0.2 - 10	0.2 - 6	1.2	1.2
0.2 - 10	0.2 - 6	1.2	1.2
0.5 - 10	0.5 - 10	1.8	1.8
10 - 50	10 - 50	4.0	4.0
10 - 50	10 - 50	4.0	4.0
35 - 95	35 - 95	20	20
70 - 240	70 - 240	30	30

TYPICAL MEASUREMENT



Example of measurement in a typical application using a servo drive

MECHANICAL DIMENSIONS mm

FIN950U	A	B	C	D	F	H	Weight Kg.	Case
.008.M20	150	125	100	55	7	250	2	1
.012.M12	150	125	100	55	7	250	3	1
.024.M070	150	125	100	55	7	250	4	1
.050.M038	180	150	110	90	7	280	5	1
.090.M019	180	150	110	90	7	280	18	1
.150.M013	240	200	190	95	10	310	20	1
.200.M0080	240	200	190	95	10	310	26	1
.300.M0053	300	260	170	110	10	310	40	1

CASE 1

